




*Planning, Writing  
and Animating a Haiku*

---

*Name*

# Haikus

Haiku is a form of short poetry that originated in **Japan**. Common themes for haikus are **nature, the seasons, or everyday life**. Haikus usually **do not rhyme**. A haiku should make the reader notice the ordinary through a new set of eyes, like it is happening right now in the **present tense**. A haiku must "paint" a mental image in the reader's mind. This is the challenge of haiku - to put the poem's meaning and imagery in the reader's mind in **ONLY 17 syllables over just three (3) lines of poetry**. The first line of the haiku contains five (5) syllables, the second line has seven (7) syllables, and the third line has five (5) syllables.



A little girl waits  
She stretches her finger out -  
A butterfly lands.

*by a sixth-grade student*

Looking for the moon  
In a lonely autumn sky  
- mountain castle lights.

*by an anonymous Japanese poet*



twitching tufted tail  
a toasty, tawny tummy:  
a tired tiger

*from Calvin and Hobbes  
by Bill Watterson*

**What seasonal or nature themes come to mind?  
Use this space to brainstorm.**

What **seasonal** words can you think of? Don't use adjectives, use nouns associated with the season. Use this chart to brainstorm.


For example:

SPRING- baseball

FALL- autumn, moon

SUMMER- sunflowers, ice cream

WINTER- icicles, snow,



What **nature** words can you think of? Pick a category and make a list, web, or chart to brainstorm nature words!

NATURE CATEGORIES INCLUDE: animals, trees, flowers, plants, rocks, weather, lakes, oceans, mountains, or anything else you notice outside your house that's not man-made!

*My words...*

Write your words in this column:

*...look like...*

Draw or write what your words look like.  
Try not to use adjectives! How will you represent  
your haiku as a moving image?

*...sound, smell, taste, or feel  
like...*

What do your words do to your other  
four senses?

*My words...*

Write your words in this column:

*...look like...*

Draw or write what your words look like.  
Try not to use adjectives! How will you represent  
your haiku as a moving image?

*...sound, smell, taste, or feel  
like...*

What do your words do to your other  
four senses?


*Draft your haiku on this page!*

Remember the 5-7-5 guideline!

Five syllables in the first line  
Seven syllables in the second line  
Five syllables in the third line.

# STORYBOARDS

Storyboards are the way that movie-makers visually plan their shots. Think of storyboards as sort of a comic strip - each panel tells a part of the story! In the "haiku line", write a line from your haiku. In the box above it, draw what that line should look like in that moment of your animation. Include arrows to show direction of movement. In the "directions" line, write any directions to the animators that you think needs to happen. For example, "leaves need to slowly fall off the tree."




Haiku line: \_\_\_\_\_

Directions: \_\_\_\_\_

\_\_\_\_\_

\_\_\_\_\_

\_\_\_\_\_



Haiku line: \_\_\_\_\_

Directions: \_\_\_\_\_

\_\_\_\_\_

\_\_\_\_\_

\_\_\_\_\_

STORYBOARDS



Haiku line: \_\_\_\_\_

Directions: \_\_\_\_\_

\_\_\_\_\_

\_\_\_\_\_

\_\_\_\_\_



Haiku line: \_\_\_\_\_

Directions: \_\_\_\_\_

\_\_\_\_\_

\_\_\_\_\_

\_\_\_\_\_





# Writer's Log

Here is where you keep a record of your daily haiku planning/writing/animating events!

**Today's date:**

Friday,  
3/11/05

**This is where I'm at in this project:**

Today, we watched some examples of stop-motion animation. In art, we painted sheets of paper. I'm thinking about colors and nature themes to get ideas of what to write!


# Writer's Log

Keep recording your daily haiku planning/writing/animating events!

**Today's date:**

**This is where I'm at in this project:**




Date: \_\_\_\_\_

*Dear Writer's Diary...*

*I am going to write about today's topic:*

Handwriting practice lines consisting of 20 horizontal lines. The first 10 lines are enclosed in a decorative rectangular border.

*Use this page to keep additional notes about your planning, animating, and writing experience!*